



plant-a-tree fund

Marketing Communication

30 January 2026

NAV data

NAV	as of 30.1.2026	EUR 2'656.85
Fund assets		EUR 6'456'141
Performance YTD		2.85%

Key fund data

Fund name	plant-a-tree fund
Type of fund	UCITS
Legal form	collective trusteeship
Fund domicile	Principality of Liechtenstein
Fund currency	EUR
Appropriation of profit	reinvesting
Initial payment date	5 January 2009
ISIN	LI0046642737
Swiss securities ID no.	4664273
Bloomberg ID	PLANTAT LE
Authorised for sale in	Principality of Liechtenstein
Price publication	www.lafv.li, Telekurs, Bloomberg

Valuation and unit trading

Minimum investment	none
Valuation frequency	weekly
Valuation day (T)	Friday
Acceptance deadline: issues	T (noon CET)
Acceptance deadline: redemptions	T-7 (noon CET)
Valuation deadline	T+1
Unit transaction value date	T+3

Costs and fees

Issue commission (max)	2.00%
Redemption commission (in favor of fund)	1.00%
All-in fee (max)	1.50%
TER	as of 31.12.2024 1.23%

Organisation

Management Company	1741 Fund Management AG www.1741fm.com
Fund Manager	CREA Asset Management Trust reg. www.crea-group.com
Custodian Bank	VP Bank AG www.vpbank.li
Certified Auditors	Grant Thornton AG www.grantthornton.li

Investment policy

The assets of the sub-fund shall be invested in accordance with the principle of risk diversification in the securities and other investments described below.

The sub-fund shall invest at least 51% of its assets in the stocks of listed companies which themselves own and/or manage large tracts of woodland or which are active in the field of renewable energy, i.e. primarily in the timber and lumber industry. In so doing the sub-fund must invest at least 25% of its assets in companies with the aforementioned operational focus that are domiciled in Latin America, Asia or Australia/Oceania.

The sub-fund shall concentrate on the wood sector by investing in listed stocks. This approach offers investors benefits that are comparable with those provided by direct investments in woodlands, yet with the same liquidity and marketability as more traditional investment funds.

Key figures

Performance

Year to date (YTD)	2.85%
1 year	-12.30%
2 years	-2.17%
Launch to date	165.69%

Volatility (annualised in %)

Sharpe ratio	16.28%
	-0.76

Maximum loss in %

Maximum loss period	-40.97%
	from 20.3.2020 to 31.3.2020

Monthly return

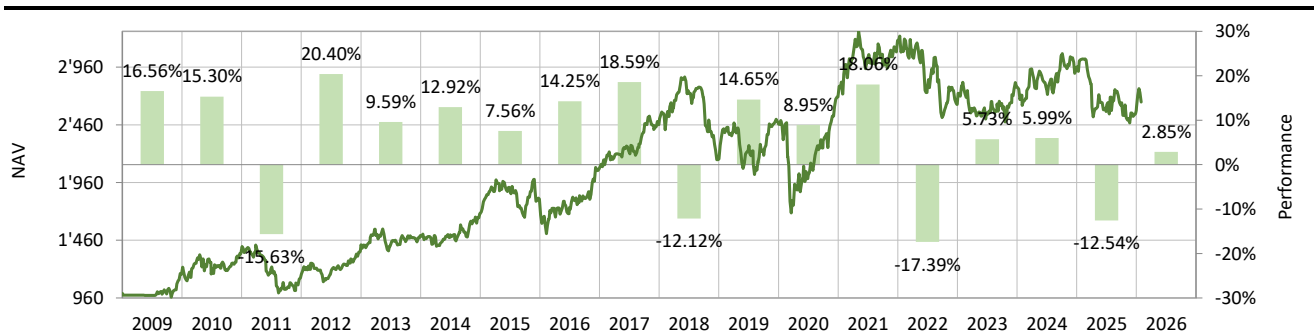
Best monthly return	13.16%
Worst monthly return	-17.43%
Number of months	205
Positive months %	119 58.0%
Negative months %	86 42.0%
Ratio of positive to negative months	1.38

NAV

Highest NAV	as of 7.5.2021	3'267.66
Lowest NAV	as of 30.10.2009	966.61

Past performance, especially over short periods, does not predict future returns.

Price movements





plant-a-tree fund

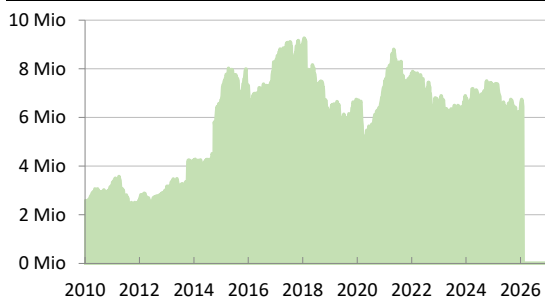
Marketing Communication

30 January 2026

Performance matrix

	Jan	Feb	March	April	May	June	July	Aug	Sep	Oct	Nov	Dec	Year
2026	2.85%												2.85%
2025	2.56%	-0.28%	-6.89%	-7.51%	2.00%	-2.93%	4.83%	1.73%	-4.25%	-4.13%	1.60%	0.84%	-12.54%
2024	-2.55%	-0.99%	9.50%	-5.83%	4.03%	-3.73%	2.87%	1.67%	5.28%	-3.03%	2.26%	-2.58%	5.99%
2023	6.21%	-3.63%	-3.52%	-2.50%	-0.12%	1.11%	3.87%	-3.00%	2.44%	-4.75%	5.24%	5.11%	5.73%
2022	-2.34%	0.04%	-0.35%	2.05%	-2.08%	-11.75%	7.53%	0.72%	-14.97%	5.03%	5.04%	-5.30%	-17.39%
2021	0.93%	5.17%	5.69%	3.64%	-0.99%	-3.65%	-0.32%	3.11%	-0.34%	-3.84%	3.31%	4.60%	18.06%
2020	-6.01%	-6.31%	-17.43%	5.20%	5.02%	0.03%	3.63%	10.29%	-0.84%	0.18%	12.01%	6.60%	8.95%
2019	11.73%	0.84%	-1.62%	1.37%	-14.36%	6.99%	0.30%	-4.16%	4.62%	6.05%	3.74%	0.65%	14.65%
2018	3.86%	0.70%	1.36%	4.93%	4.26%	-3.56%	-2.12%	3.41%	-3.28%	-10.95%	-1.34%	-8.64%	-12.12%
2017	3.89%	2.04%	-1.26%	1.59%	1.94%	-0.71%	-0.22%	1.64%	5.71%	5.50%	-2.86%	0.30%	18.59%
2016	-8.20%	-1.48%	5.65%	0.10%	3.38%	-5.92%	7.07%	-1.10%	2.03%	2.93%	5.83%	4.37%	14.25%
2015	7.50%	3.41%	0.19%	3.77%	0.41%	-2.21%	-2.52%	-5.87%	-4.95%	9.72%	8.33%	-8.55%	7.56%

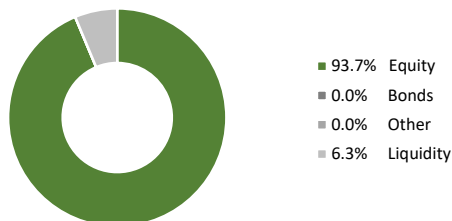
Development of fund assets



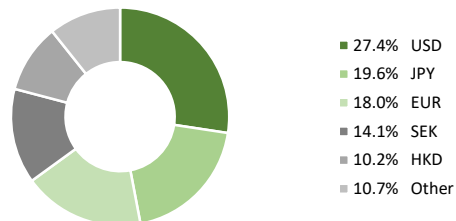
Top 10 positions

Oji Holdings Corp	6.6%
Smurfit WestRock PLC	6.2%
Stora Enso Oyj	6.0%
Nine Dragons Paper Holdings	5.1%
UPM-Kymmene	5.1%
LEE & MAN PAPER	5.1%
Essity AB	4.5%
BillerudKorsnas AB	4.2%
Suzano SA	4.2%
Packaging Corp of America	4.1%

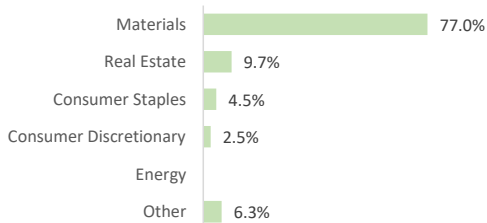
Asset class allocations



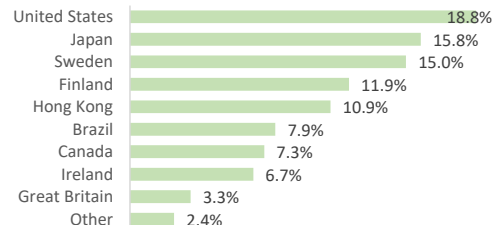
Currency allocations



Sector allocations



Country allocations



Disclaimer

Marketing Communication - Please read the legally required fund documents before making a final investment decision. This document was prepared by 1741 Fund Management AG as management company or AIFM (hereinafter "1741") with the utmost care. However, 1741 provides no guarantee with regard to its content and completeness and accepts no liability for losses arising from its use. The opinions expressed herein are those of 1741 at the time of preparation and are subject to change without notice. Unless otherwise stated, all figures are unaudited. This document should be read in conjunction with the legally required fund documents (constitutive documents, prospectus, annual report and, where applicable, PRIIP, semi-annual report, subscription certificates) (hereinafter "fund documents"), which can be obtained free of charge from the management company, the custodian, all authorized distributors in Liechtenstein and abroad, representatives, paying agents and information agents abroad, as well as on the website of the LAFV Liechtenstein Investment Fund Association at www.lafv.li. Subscriptions for units will only be accepted on the basis of the fund documents. This marketing communication relates to the units of the relevant fund and not to an underlying asset acquired by the fund. The information contained in this document is for information purposes only and should not be construed as an offer, recommendation or investment advice. It does not take into account any specific needs and does not release the recipient from his own assessment, if necessary with the assistance of an advisor, of the compatibility of the information with his own circumstances, legal, regulatory, tax and other consequences. The investment policy may only be reproduced in an abridged version. The full investment policy, including all investment restrictions, can be found in the fund documents. The fund is actively managed. Every investment is associated with risks, particularly fluctuations in value and income. In the case of foreign currencies, there is an additional risk that the foreign currency may lose value against the investor's reference currency. A total loss of the invested amount is possible. Comprehensive descriptions of the risks can be found in the fund documents. The performance shown does not take into account any commissions and costs incurred when subscribing, converting, redeeming or holding fund units, which may reduce investors' returns. Information on the net asset value (NAV) is exclusive of any commissions. There is no guarantee that the performance of any benchmark index will be matched or exceeded. This fund is domiciled in the Principality of Liechtenstein. Distribution is expressly not directed at persons whose nationality or domicile prohibits access to such information under applicable legislation. This fund is not registered under the United States Securities Act of 1933. Further information on this and on public distribution in the individual countries can be found in the fund documents. All rights reserved.